

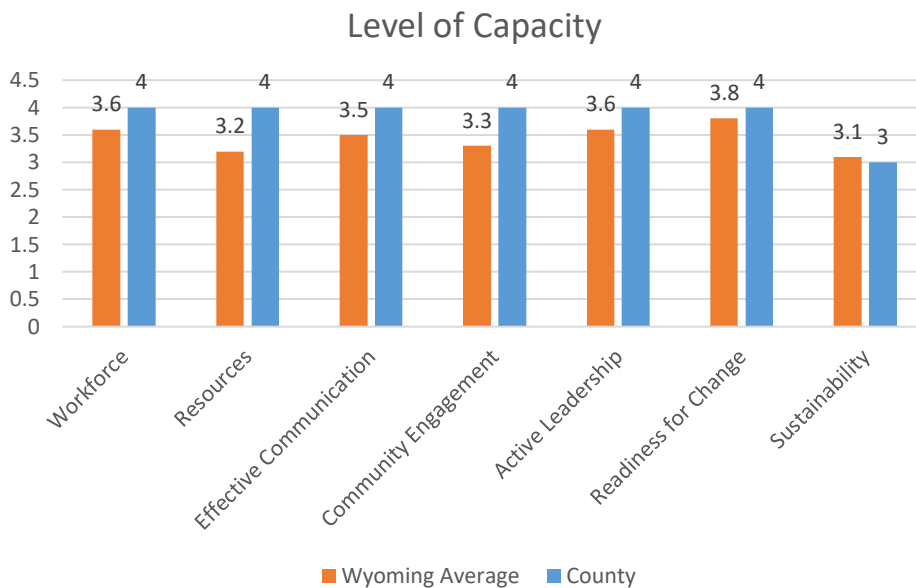
Park County Prevention Data Summary

County Demographics

2018 Population	Under 12 Years Old	12-25 Years Old	26-64 Years Old	65 Years & Older
29,324	13.64%	15.60%	47.54%	23.21%
Veteran Status	Low Socioeconomic Status Population	Behavioral Health Population	Rural Population	American Indian Population
9.09%	10.20%	14.00%	42.55%	0.94%

Sources: CDC Wonder

Park County Capacity Enhancement



Recommendations for on-going and future capacity building efforts from the 2016 Capacity Assessment include:

- Consolidate and coordinate the efforts of the coalitions in the county and communities.
- Continue to strengthen the shared leadership model for the coalition to increase buy-in among coalition members.
- Work with stakeholders to develop plans or systems such as a shared file system such as Google Docs to retain knowledge and experience and to communicate internal sustainability systems already in place.

Key Ingredients

Workforce – knowledge, skills, experience, social validity

Resources – people, funding, space, time, access

Effective Communication – internal and external communication

Community Engagement – shared vision, diverse and inclusive representation

Active Leadership – involvement, commitment to prevention

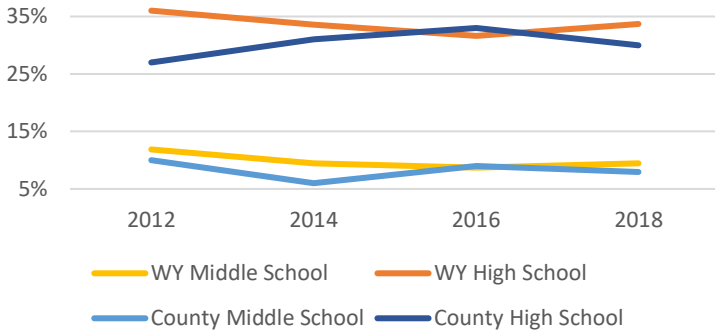
Readiness for Change – community climate, history of effectiveness

Sustainability – buy-in, training

Park County Underage Drinking and Youth Marijuana

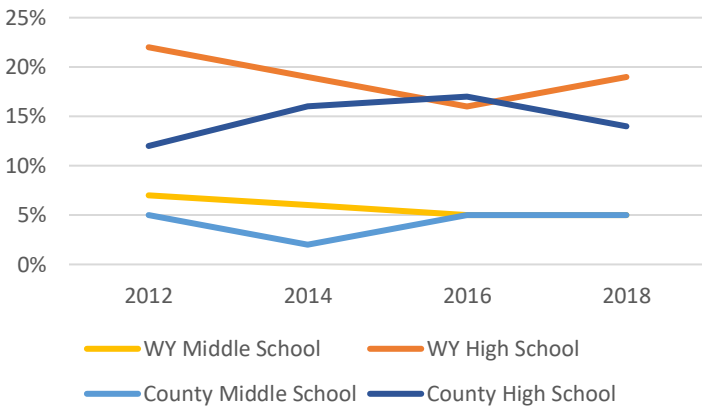
Use

Alcohol Use - Past 30 Day Use
Percent of students who consumed beer, wine, sweetened or hard liquor in the past 30 days



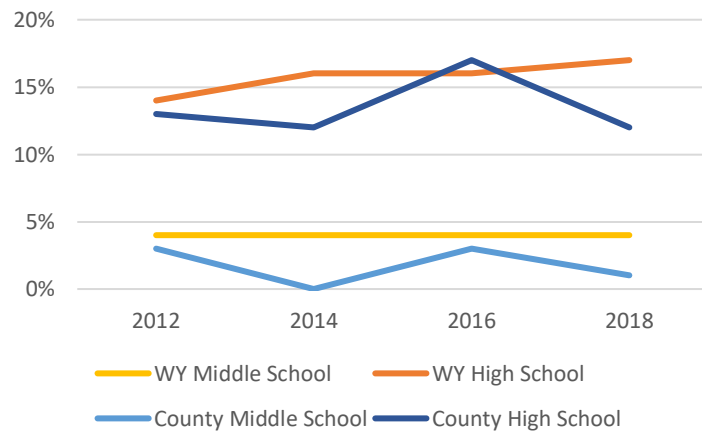
Source: PNA, 2018

Alcohol Use - Overconsumption
Percent of students who had 5 or more alcoholic drinks in a row in the past 2 weeks



Source: PNA, 2018

Marijuana Use - Past 30 Day Use
Percent of students who have used marijuana during the past 30 days



Source: PNA, 2018

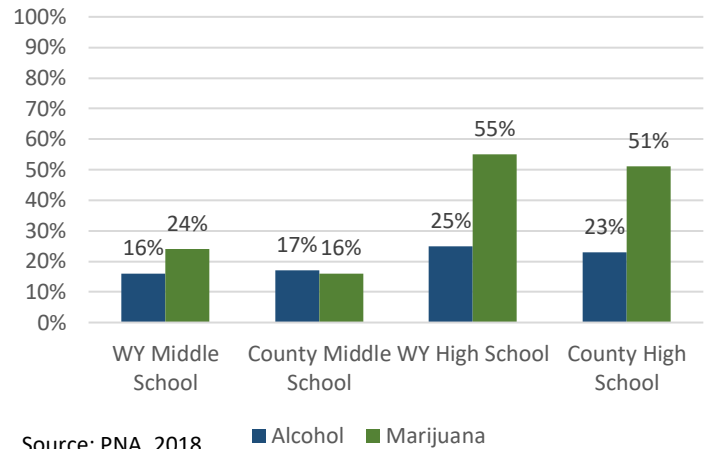
Access

The most commonly listed source of last drink for Park County Middle School was **Parents**. For Park County High Schools, the most commonly listed source of last drink was **Parents**. (PNA, 2012-2018)

Park County had a Compliance Rate of **86.0%** which is **lower** than the state average of **88.9%**. The State goal is to see an average compliance rate of at least **90%**. (WASCOP, 2018)

Perception of Harm & Risk

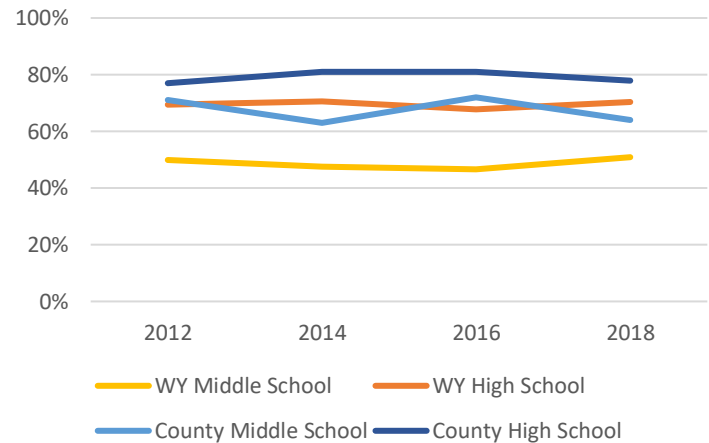
Percentage of students who see no risk or a slight risk of harming themselves if they try marijuana/ have five or more drinks of an alcoholic beverage once or twice a week



Source: PNA, 2018

Social Norms

Alcohol community events - Percent of students who attended community events where adults were drinking alcohol in past 12 months



Source: PNA, 2018

Park County Adult Overconsumption

17.4%

Data from the 2013-2017 BRFSS shows that **17.4%** of adults in Park County reported having 5 or more drinks on an occasion at least once in the past 30 days. 5 or more drinks is binge drinking. This is **lower** than the state average of **18.0%**. (BRFSS)

Park County has **62** retail liquor licenses authorized and **59** of those are issued, which is a **95%** utilization rate. (Wyoming Liquor Division Census Report, February 2020)

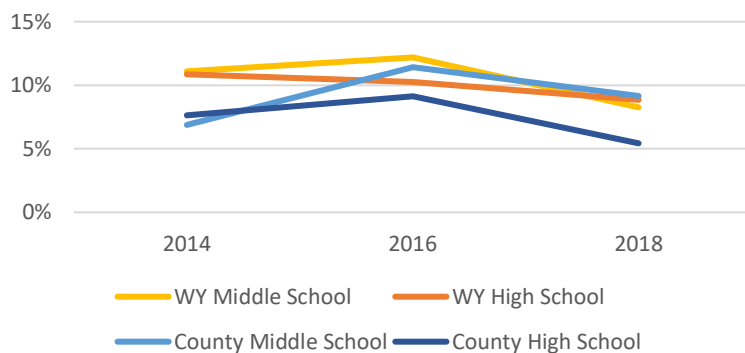
Park County **data N/A for** a Responsible Beverage Service Training (RBST) ordinance. **62%** of counties who responded to the survey have an RBST ordinance. (County Survey)

Park County **data N/A for** policies around community events that control the availability and use of alcohol at public venues. **72%** of counties who responded to the survey have policies around community events. (County Survey)

Park County Opioid and Other Drugs

Perception of Harm & Risk

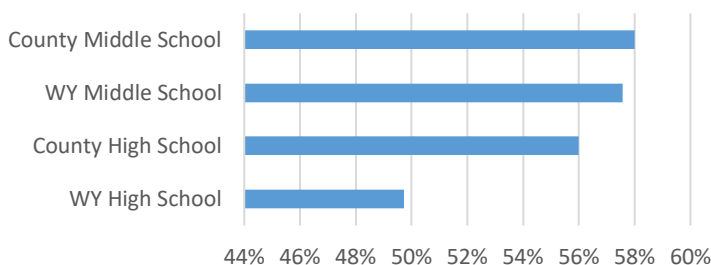
Perception of Harm
Percentage of students who see no risk or a slight risk of harming themselves if they use prescription drugs that are not prescribed to them



Source: PNA, 2018

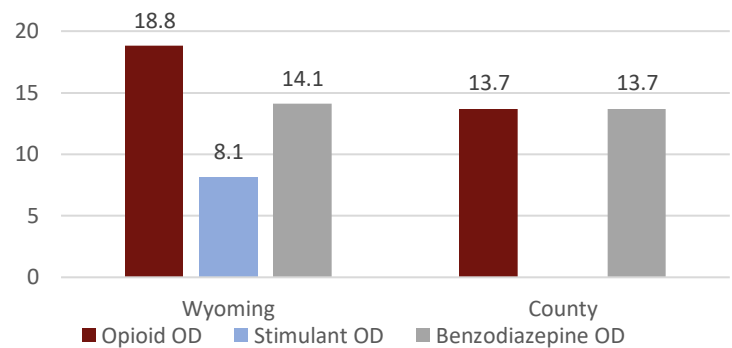
Social Support

Percentage of students who report that they have talked to at least one of their parents about the dangerous of tobacco, alcohol, or drug use in the past 12 months



Consequences

Non-fatal overdose (OD) emergency room (ER) visits by drug type (rates per 100,000 people)



Source: 2016-2018 SAP Data

Rates based on counts of less than 5 are considered unstable and have been suppressed.

Methamphetamine custodial arrests for Park County from 2014 to 2018 was **7.9** per 1,000 people which is **lower** than the state rate of **10.31** per 1,000 people.

Source: WYSAC, 2020

Prescription Opioid-related inpatient discharges for Park County from 2014-2015 was **7.9** per 100,000 which is **lower** than the state rate of **16** per 100,000.

Source: WYSAC, 2018

Park County Tobacco

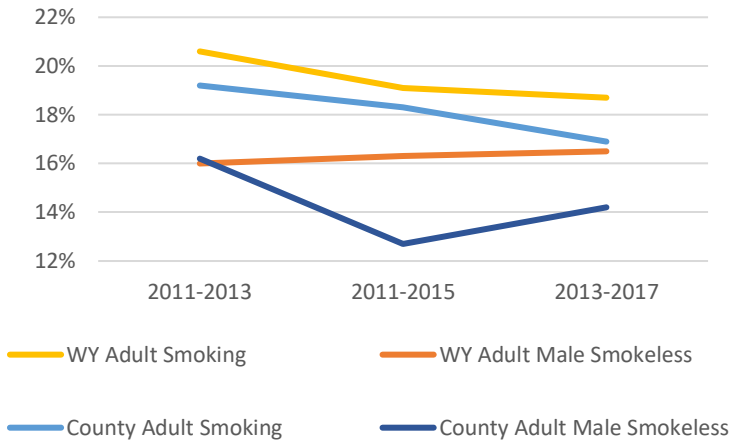
23%*

Data from the 2017 ATS shows that 23% of adult smokers in Park County are not aware of the Wyoming Quit Tobacco Program.

*Estimated from state data, county data not available

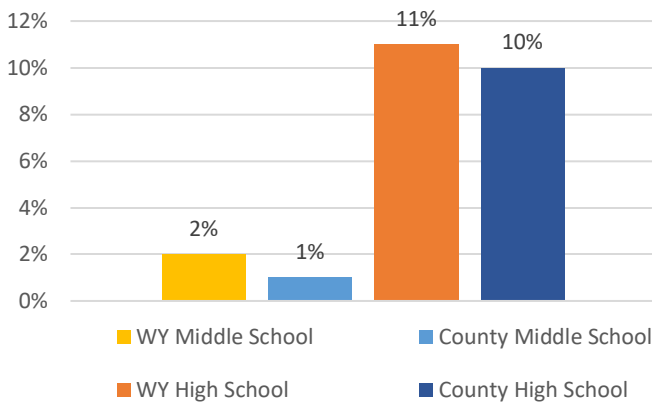
Use

Adult Tobacco Use



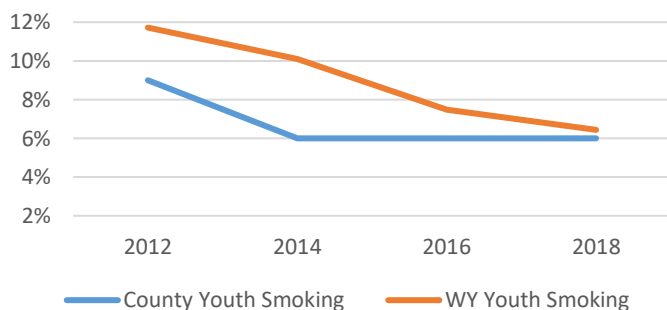
Source: BRFSS, 2017

2018 Youth Smoking Rates



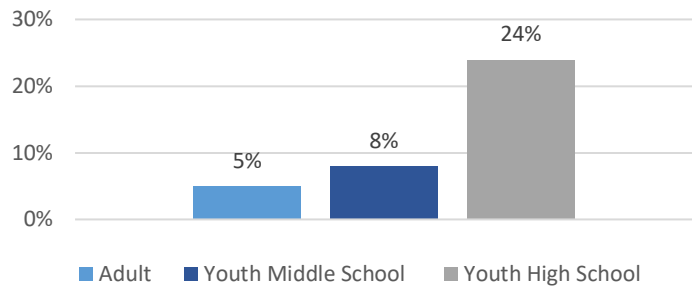
Source: PNA, 2018

Youth Smoking Rates- Trend over past 6 Years



Source: PNA, 2018

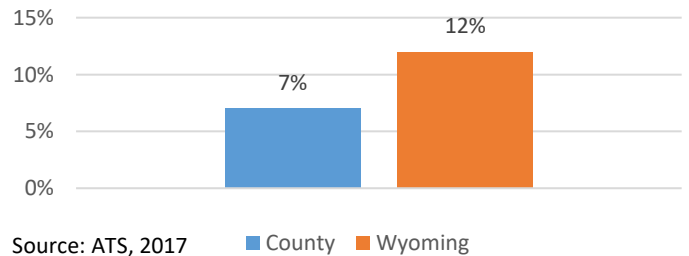
Electronic Nicotine Delivery System (ENDS) Rates for County



Source: 2018 PNA & 2017 ATS

Social Norms

Adults Exposed to Secondhand Smoke Indoors



Source: ATS, 2017

Perception of Harm & Risk

In Park County, **72%** of 2018 middle school youth perceive vaping as harmful or very harmful which is **higher** than the state average of **63%**.

In Park County, **45%** of high school youth perceive vaping as harmful or very harmful which is **higher** than the state average of **41%**. (PNA, 2018)

Policy

Park County data N/A for a smoke free policy/ordinance.

Park County School District Policies	
Has a nicotine/tobacco policy	Yes
Has alternative to consequences	N/A
Refers to e-cigarettes or vaping	All but PCSD #16
Policy Bans use on school grounds	Yes
Policy bans use at events on and off campus	All but PCSD #16

Park County Suicide Prevention

Rates

Park County had a suicide rate from 2008-2018 of **26.5** per 100,000 which is **higher** than state rate of **23.35** per 100,000.

Park County had a self-harm rate from 2009-2015 of **31.43** per 100,000 which is **lower** than the state rate of **37.33** per 100,000.

Source: Vital Statistics, 2008-2018

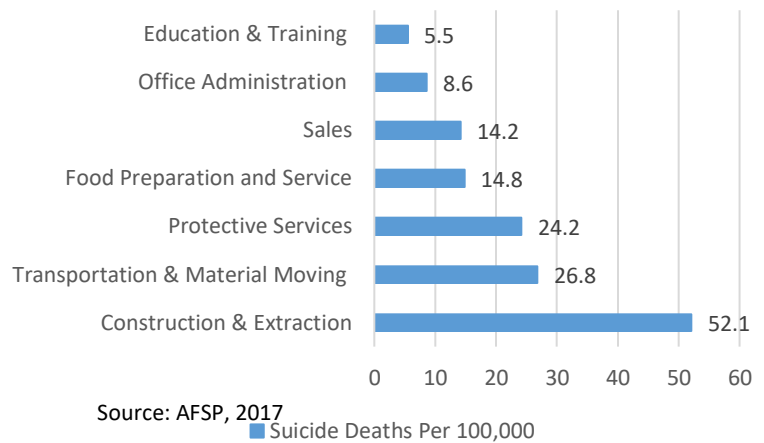
Workforce

The top four (4) workforces in Park County are:

- Office & Administration (4,650 people)
- Food Service (4,290 people)
- Sales (4,030 people)
- Construction (3,263 people)

These populations would be good targets to focus on for policies & training. Source: OES, 2019

US Occupational Risk



Policy

Approximately **unknown** of **seventeen** public/private schools in your county have comprehensive prevention and postvention policies related to suicide in place.

There are approximately **unknown** senior centers in your county. It is currently **unknown** how many of these centers have comprehensive prevention and postvention policies related to suicide in place.

It is currently **unknown** how many organizations in your county have comprehensive prevention and postvention policies related to suicide in place.

Resources

Source: County Survey

One medical facility is implementing Zero Suicide.

It is **unknown** whether your county has a Crisis Response Team (CRT) whose focus is N/A.

Park County has **five** media outlets.

Source: County Survey

Wyoming Statewide Suicide Rates by Age Category and Gender 2008-2018		
	Female	Male
	Rate per 100,000	Rate per 100,000
Overall	9.42	37.64
Age		
< 5 years	0	0
5-9 years	0 *	
10-14 years	*	4.28
15-19 years	9.15	37.67
20-24 years	8.97	47.49
25-29 years	6.62	50.6
30-34 years	8.35	41.93
35-39 years	19.73	46.4
40-44 years	16.95	54.2
45-49 years	18.28	50.81
50-54 years	18.38	47.58
55-59 years	15.63	38.99
60-64 years	6.69	43.34
65-69 years	9.43	32.66
70-74 years	7.44	42.93
75-79 years	7.51	58.49
80-84 years	*	83.34
85+ years	0	98.09

Source: Vital Statistics, 2008-2018

* <5 deaths

Lethal Means

65.4% of suicides in Wyoming were completed by use of firearms.

Source: Vital Statistics, 2008-2018

Data Sources

This document was created by the Wyoming Department of Health, Substance Abuse Prevention Program (SAPP) to be used by Wyoming counties in conjunction with their 2021/2022 grant application. This document shall not be reproduced or distributed without prior permission from SAPP.

All data for this document can be found from the following resources:

- American Foundation for Suicide Prevention (AFSP) <https://afsp.org/about-suicide/suicide-statistics/> Combines a variety of data related to suicide in each state.
- CDC Wonder <https://wonder.cdc.gov/> WONDER online databases utilizes a rich ad-hoc query system for the analysis of public health data. Reports and other query systems are also available.
- Prevention Needs Assessment Survey (PNA) <https://www.pnasurvey.org/Home> Gathers information from Wyoming young people about their substance use, mental health, and wellness.
- SAP Data <https://sites.google.com/wyo.gov/sapdata> Combines data from Wyoming Hospital Inpatient/Outpatient Discharge Data for ER Visits and Hospitalizations from 2016-2018.
- Wyoming Behavioral Risk Factor Surveillance System (BRFSS) Data <https://health.wyo.gov/publichealth/chronic-disease-and-maternal-child-health-epidemiology-unit/wyoming-behavior-risk-factor-surveillance-system-2/brfss-data-2/2013-2017-county-data/>
- Wyoming Alcohol and Tobacco Sales Compliance Checks (WASCOP), 2018 https://6a74638d-026a-4029-917f-a21f329e13f8.filesusr.com/ugd/a2bof2_2b065c625af1478f99bcb1e21ea35de3.pdf In August 2018 the Wyoming Association of Sheriffs and Chiefs of Police (WASCOP) engaged the Wyoming Survey & Analysis Center (WYSAC) to complete data entry, analysis, and reporting for the annual alcohol and tobacco sales compliance inspection checks performed by Wyoming police officers.
- Wyoming Liquor Division Census Report – Available upon request from the Department of Revenue Liquor Division
- Wyoming Occupational Employment and Wages (OES) September 2019 <http://doe.state.wy.us/lmi/LEWISSept2019ECI/toc000.htm>
- Wyoming Survey & Analysis Center, Telling the Story of Opioid Use in Wyoming (WYSAC), 2018.
- Wyoming Survey & Analysis Center, Telling the Story of Stimulant Use in Wyoming (WYSAC), 2020.
- Wyoming Vital Statistics, (Vital Statistics) 2018. <https://health.wyo.gov/admin/vitalstatistics/>